



www.kilt.io

Version February 2023

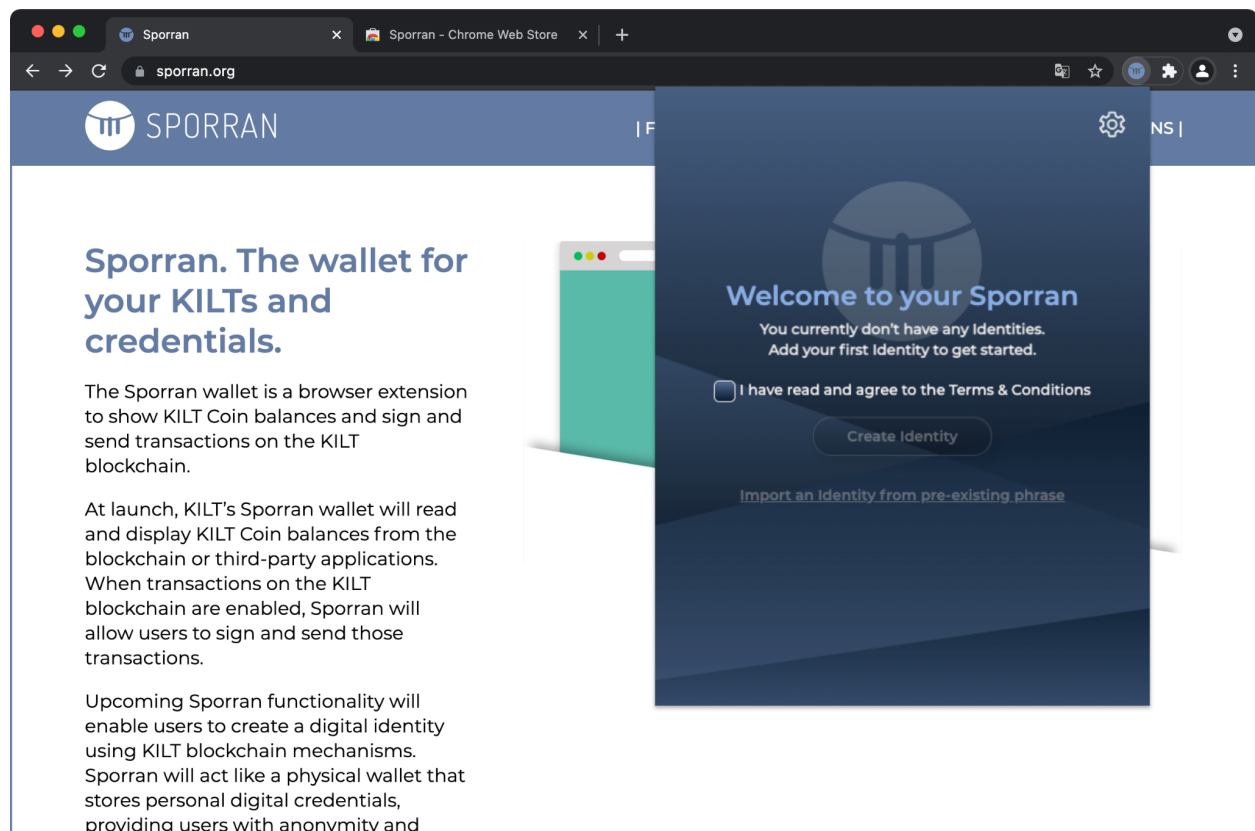
How to Create a KILT Sporrان Identity

Start by going to the [Sporran](https://sporrان.org) website.

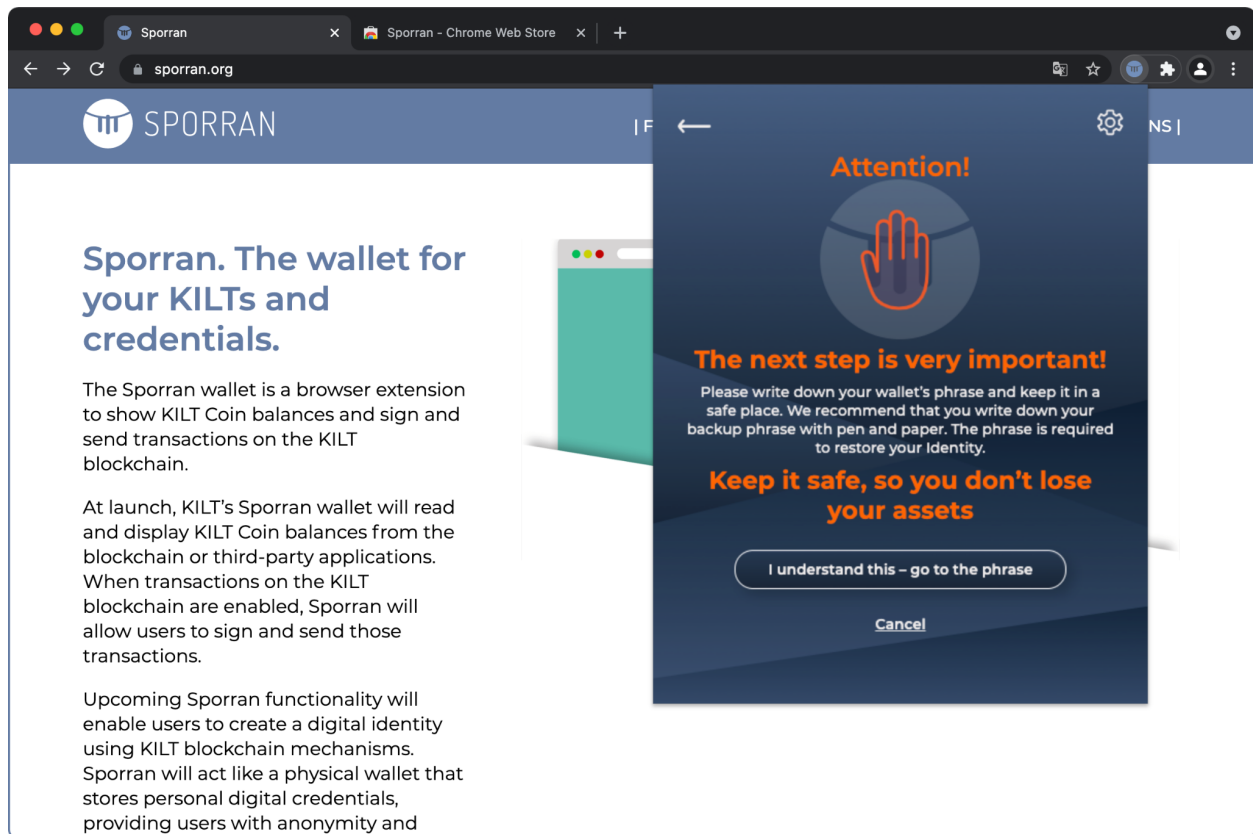
We recommend closing all other browser tabs before you begin this process.

Read through the [Terms and Conditions](#) (link under “Terms” at bottom of page), including the section on the importance of keeping your passphrase safely! If you agree, download the free browser extension from [Google Chrome](#) or [Firefox](#). Note, you can only access the browser extension via desktop, not mobile.

When you open the extension (via extensions logo, top right of browser), accept the Terms and Conditions. If you have already set up a Sporrان account on another device, you can import it by clicking “Import identity from pre-existing phrase.” Otherwise, click “Create Identity” to set up a new account.



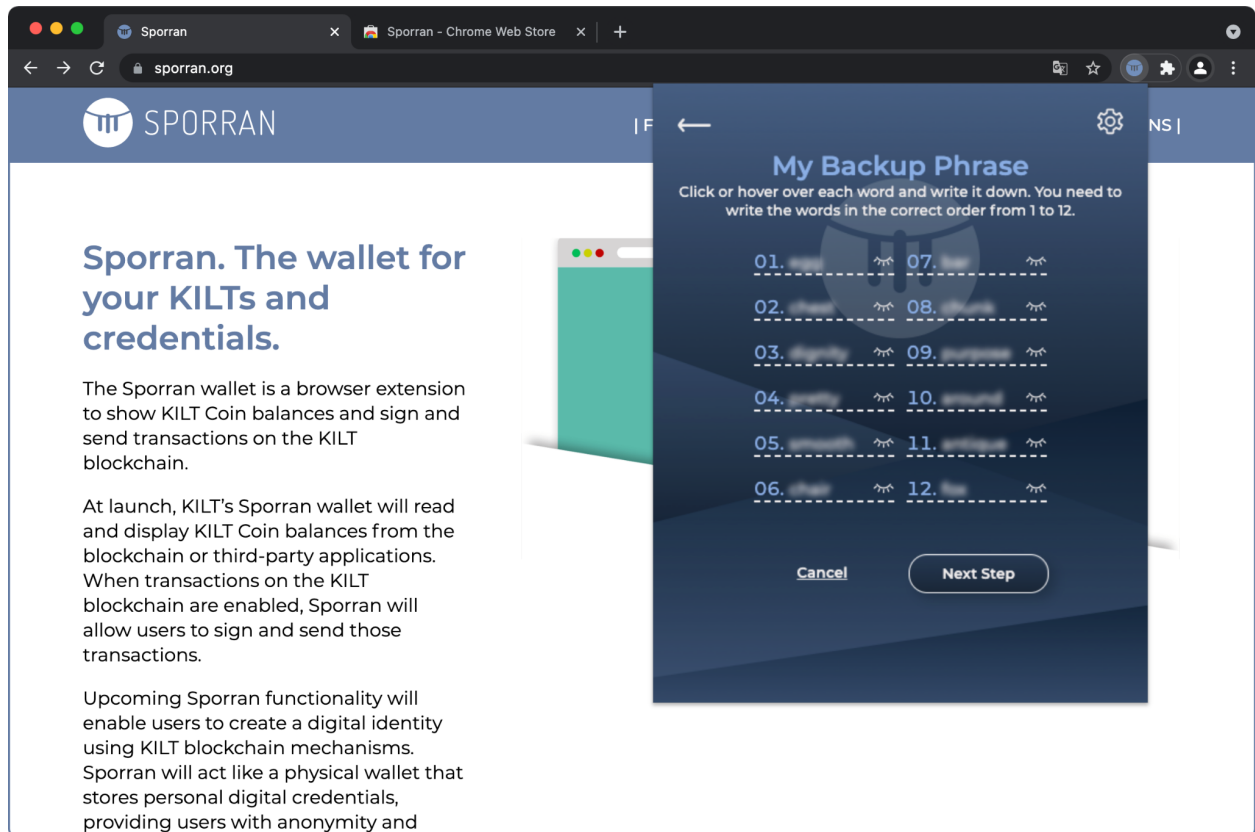
The next step is so important it gets its own pop-up!



It is vital to write down the phrase you will receive and keep it in a safe place. It is highly recommended not to take a screenshot or store it on your computer. Write it down with a pen and paper and store it safely, where you can remember where it is, and where no one else has access to it!

In the decentralized world, you are the only person with access to your passphrase and password. Neither KILT nor the Sporrان have any access to them. Therefore, losing your passphrase and/or password will result in losing access to the Sporrان wallet.

When you are ready to store your wallet phrase safely, click “I understand this - go to the phrase”.

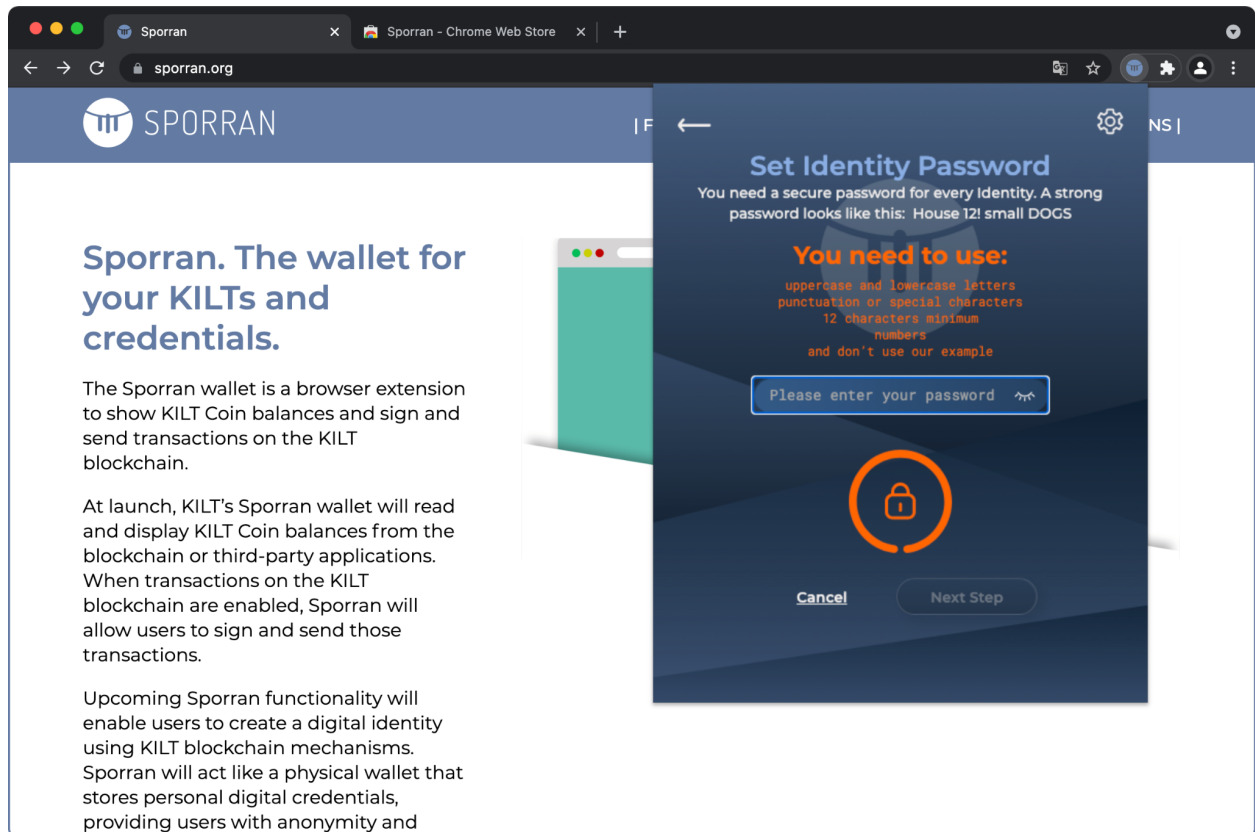


Click or hover your mouse over each word and write them down in the correct order.

Write your backup phrase and password down and store them safely where you can remember where they are, and where no one else has access to them. Then click “Next Step”.

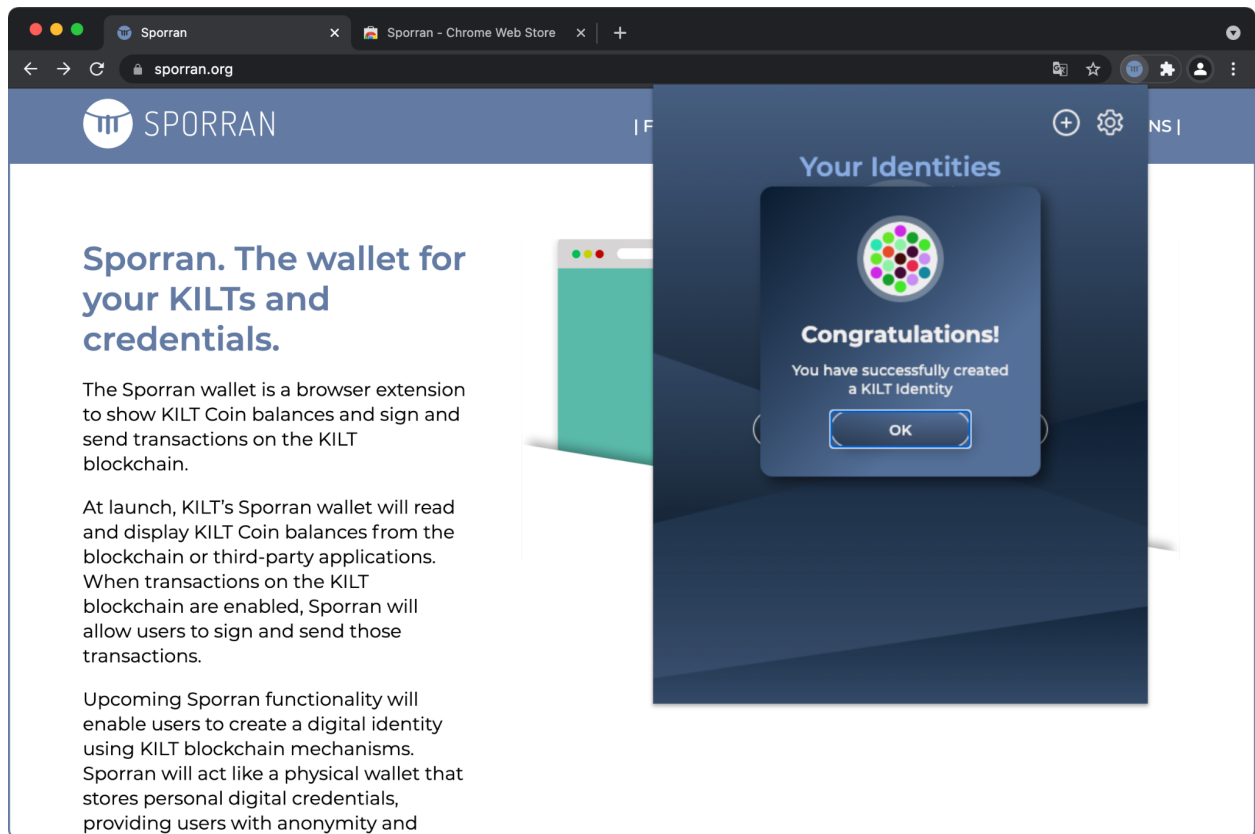
The next pop-up will present your 12 words. Click on each in the correct order to add them to the box. When correct, click “Next Step”.

Create a strong password for your Identity using upper and lowercase letters, punctuation, numbers and special characters, with a minimum of 12 characters. To see what you have typed, click the eyelashes on the right.



When you are happy with your password, click “Next Step”.

Congratulations - you've successfully created your KILT Identity!



IMPRINT

B.T.E. BOTLabs Trusted Entity GmbH

Keithstraße 2-4

10787 Berlin, Germany

German Commercial Court: Amtsgericht Charlottenburg in Berlin

Registration Number: HRB 231219B

VAT No: DE 346528612

Managing Director: Ingo Rübe

Contact: info@botlabs.org

Or go to <https://support.kilt.io/support/home> and click on "Contact Us"

Requirements according to § 5 TMG (Germany)

© 2023 B.T.E. BOTLabs Trusted Entity GmbH